

# Heaven and Earth Designs


## Tales of Mystery and Imagination

Chart No: HAERAS 15263

Chart Design by Michele Sayetta

Artwork by

*Randal Spangler*



Finished Design Size 525 W by 316 H (21 W X 12-5/8 H inches on 25ct fabric)  
(This Chart Contains 88 Colors)

Heaven and Earth Designs LLC

89198 Easy Way Road

Gearhart Oregon 97138

320-214-7998

[www.heavenandearthdesigns.com](http://www.heavenandearthdesigns.com)

Copyright Heaven and Earth Designs LLC 2013

Copyright Randal Spangler 2013 ®

## Instructions

Congratulations on buying a **Heaven and Earth Designs LLC** Cross Stitch Chart

We know it will bring you many hours of pleasurable stitching and believe the final result will be something to love and admire forever.

Included with your chart is a clear plastic bag to protect your chart, and a coded thread list for the threads you will need to complete your project. Our charts are designed to use DMC stranded cotton threads and, where appropriate, Kreinik metallic thread.

### Chart Instructions:





















































1. This chart is made up of several numbered pages beginning at the top left corner of the first page. The pages of chart are laid out from left to right in rows e.g. 1 2 3 4, 5 6 7 8. Although each chart is marked with arrows which indicate the centre, we believe you will find it easier to begin from the top left corner of page 1 and follow the chart page by page to the bottom right corner of the last page.
2. We recommend you stitch your design on either 18 count Aida or 25 count Linen. using 2 strands over one in each case.
3. At the top of the thread list you will find our recommendation for the fabric colour. We recommend purchasing a piece of fabric that equates to the design size plus 3 inches [75mm] all around, to allow for framing and matting.
4. Because of the large number of stitches, we have found it to be easier if you stitch one 10X10 grid at a time and then continue on to the next 10 x 10 grid.
5. Stitch each page until it is completed and then move on to the next. On each page there is a number at the top left that indicates the page number. On each corner is a number in parenthesis that indicates the connecting page, unless there is not one.
6. Under International Copyright Laws, you may copy the chart for your own use. We recommend that you use a copy as your working document. You may also wish to enlarge the pages to make the symbols easier to read.











































**If you have any questions regarding this chart please feel free to contact us.**















*Heaven and Earth Designs LLC*  
320-214-7998

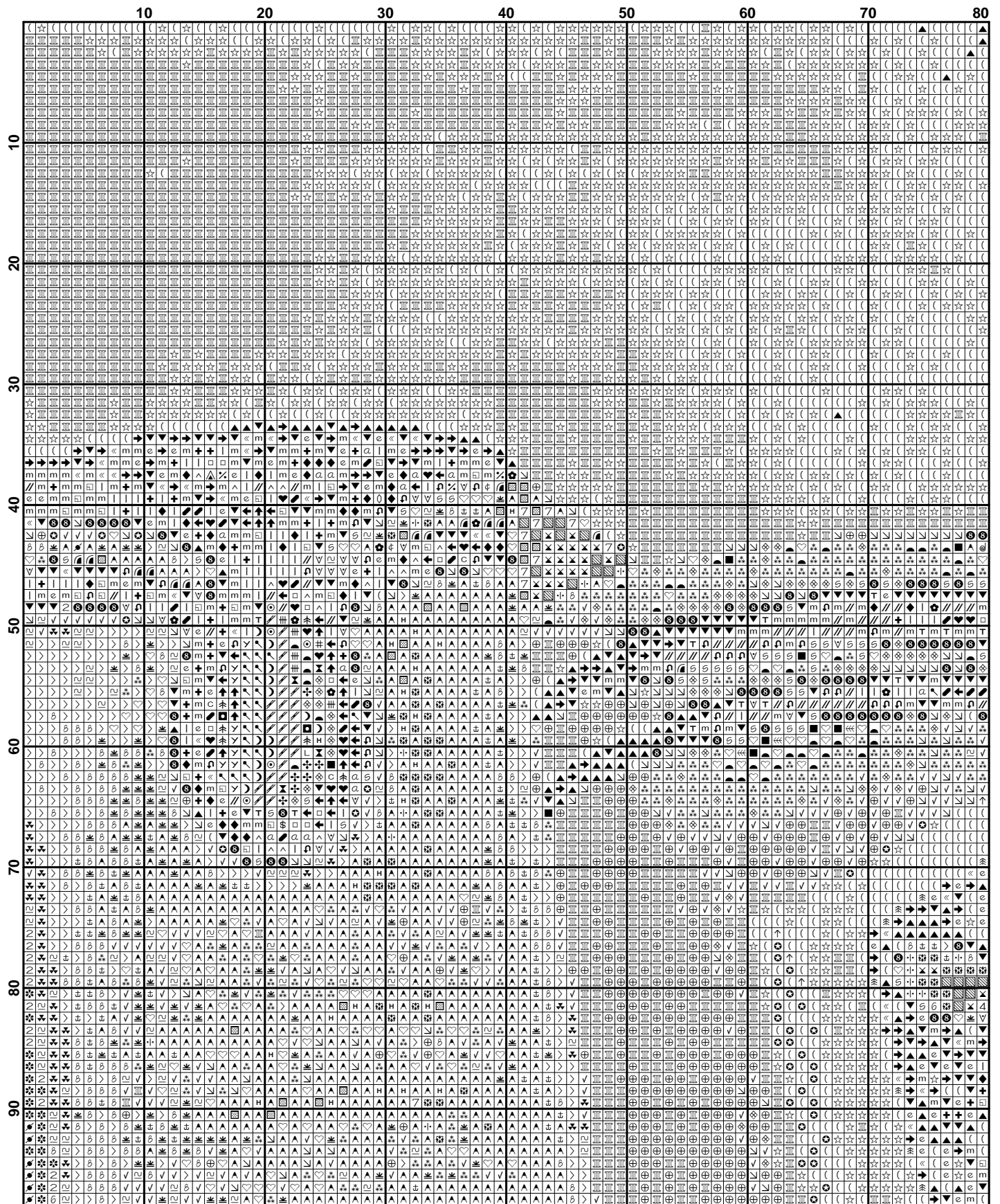
**Pattern Name:** Tales of Mystery and Imagination  
**Designed By:** Michele Sayetta  
**Company:** Heaven and Earth Designs Inc.  
**Copyright:** 2013 Randal Spangler®  
**Fabric:** Linen 25, White  
 525w X 316h Stitches  
**Size:** 25 Count, 21w X 12-5/8h in

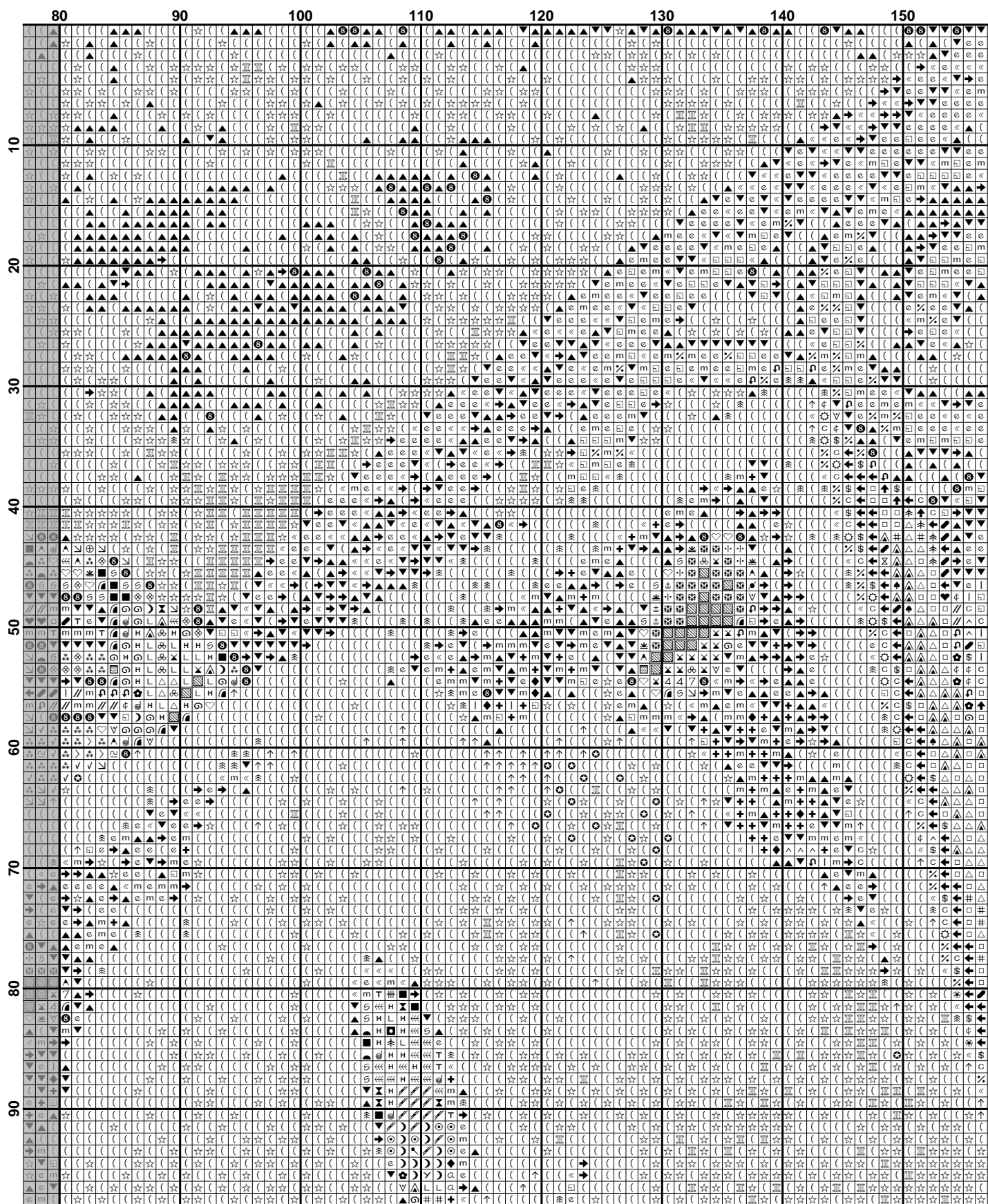
### Floss Used for Full Stitches:

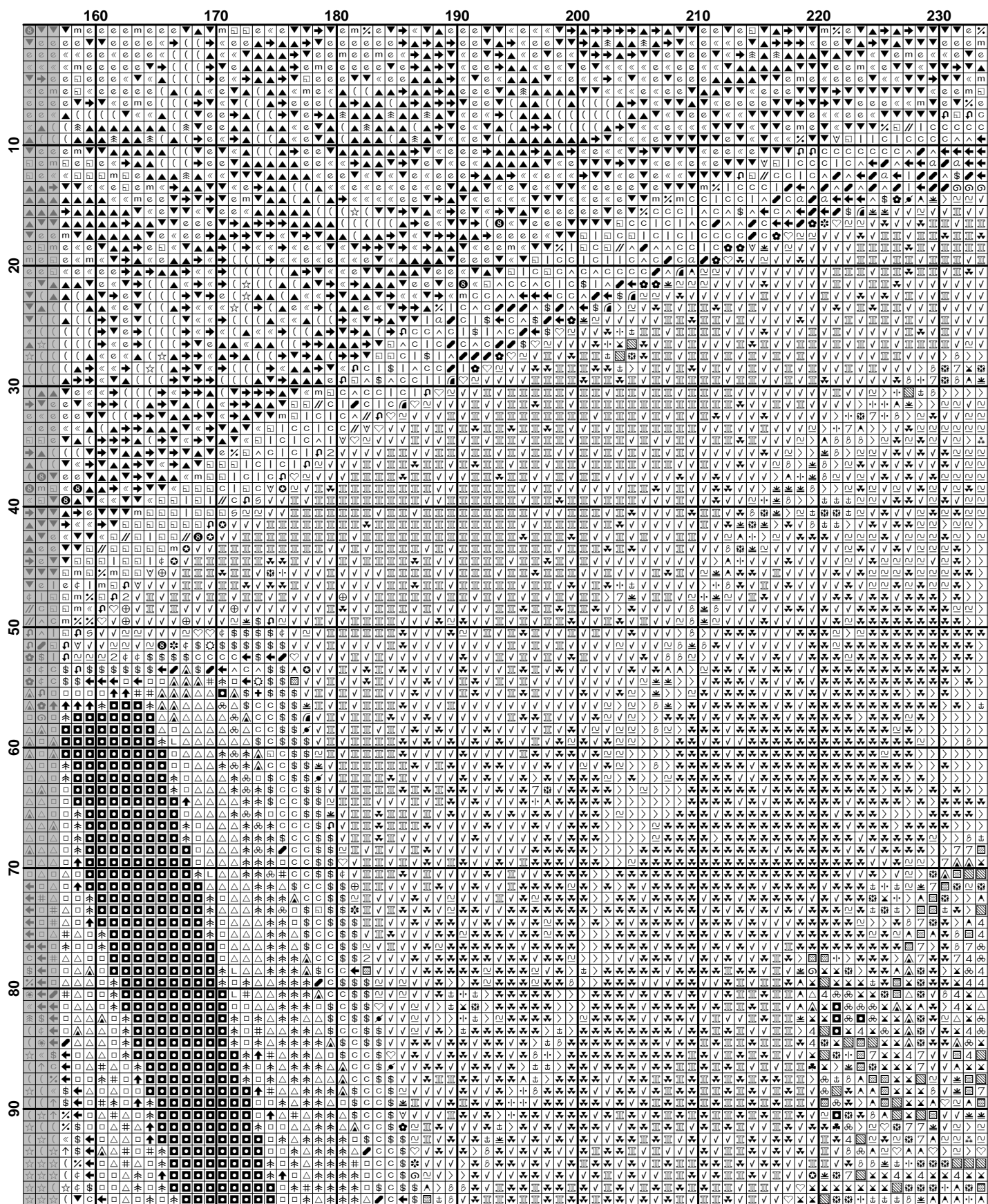
Symbol	Strands	Type	Number	Color
		2	DMC 032	Kreinik #4
		2	DMC 152	Shell Pink-MD LT
		2	DMC 155	Blue Violet-MD DK
		2	DMC 161	Gray Blue
		2	DMC 208	Lavender-VY DK
		2	DMC 211	Lavender-LT
		2	DMC 225	Shell Pink-UL VY LT
		2	DMC 310	Black
		2	DMC 317	Pewter Gray
		2	DMC 318	Steel Gray-LT
	2	2	DMC 327	Violet-VY DK
	6	2	DMC 333	Blue Violet-VY DK
		2	DMC 356	Terra Cotta-MD
		2	DMC 367	Pistachio Green-DK
		2	DMC 372	Mustard-LT
	^	2	DMC 402	Mahogany-VY LT
	m	2	DMC 435	Brown-VY LT
	l	2	DMC 436	Tan
	Y	2	DMC 445	Lemon-LT
	⊙	2	DMC 471	Avocado Green-VY LT
	⊕	2	DMC 500	Blue Green-VY DK
	**	2	DMC 501	Blue Green-DK
		2	DMC 519	Sky Blue
		2	DMC 520	Fern Green-DK
		2	DMC 550	Violet-VY DK
		2	DMC 552	Violet-MD
		2	DMC 554	Violet-LT
	≡	2	DMC 562	Jade-MD
		2	DMC 640	Beige Gray-VY DK
	△	2	DMC 644	Beige Gray-MD
	♥	2	DMC 677	Old Gold-VY LT
		2	DMC 703	Chartreuse

Symbol	Strands	Type	Number	Color
 *	2	DMC	718	Plum
 ●	2	DMC	738	Tan-VYLT
 L	2	DMC	772	Yellow Green-VYLT
 ∞	2	DMC	775	Baby Blue-VYLT
 茶	2	DMC	777	Raspberry-VYDK
 ③	2	DMC	779	Cocoa-DK
 ∩	2	DMC	791	Cornflower Blue-VYDK
 8	2	DMC	792	Cornflower Blue-DK
 7	2	DMC	794	Cornflower Blue-LT
 ♣	2	DMC	796	Royal Blue-DK
 >	2	DMC	797	Royal Blue
 ‡	2	DMC	798	Delft Blue-DK
 ❧	2	DMC	799	Delft Blue-MD
 (	2	DMC	902	Garnet-VYDK
 ✦	2	DMC	905	Parrot Green-DK
 H	2	DMC	913	Nile Green-MD
 ↑	2	DMC	915	Plum-DK
 ☼	2	DMC	917	Plum-MD
 ➔	2	DMC	918	Red Copper-DK
 A	2	DMC	931	Antique Blue-MD
 ⚙	2	DMC	961	Dusty Rose-DK
 ◆	2	DMC	977	Golden Brown-LT
 ⚡	2	DMC	988	Forest Green-MD
 @	2	DMC	989	Forest Green
 T	2	DMC	3012	Khaki Green-MD
 6	2	DMC	3023	Brown Gray-LT
 //	2	DMC	3045	Yellow Beige-DK
 △	2	DMC	3072	Beaver Gray-VYLT
 ↑	2	DMC	3078	Golden Yellow-VYLT
 #	2	DMC	3346	Hunter Green
 ☾	2	DMC	3348	Yellow Green-LT
 ■	2	DMC	3363	Pine Green-MD
 ☆	2	DMC	3371	Black Brown
 ⌘	2	DMC	3608	Plum-VYLT
 «	2	DMC	3721	Shell Pink-DK
 %	2	DMC	3722	Shell Pink-MD
 ¢	2	DMC	3726	Antique Mauve-DK
 4	2	DMC	3747	Blue Violet-VYLT
 √	2	DMC	3750	Antique Blue-VYDK
 †	2	DMC	3770	Tawny-VYLT
 □	2	DMC	3774	Desert Sand-VYLT
 +	2	DMC	3776	Mahogany-LT

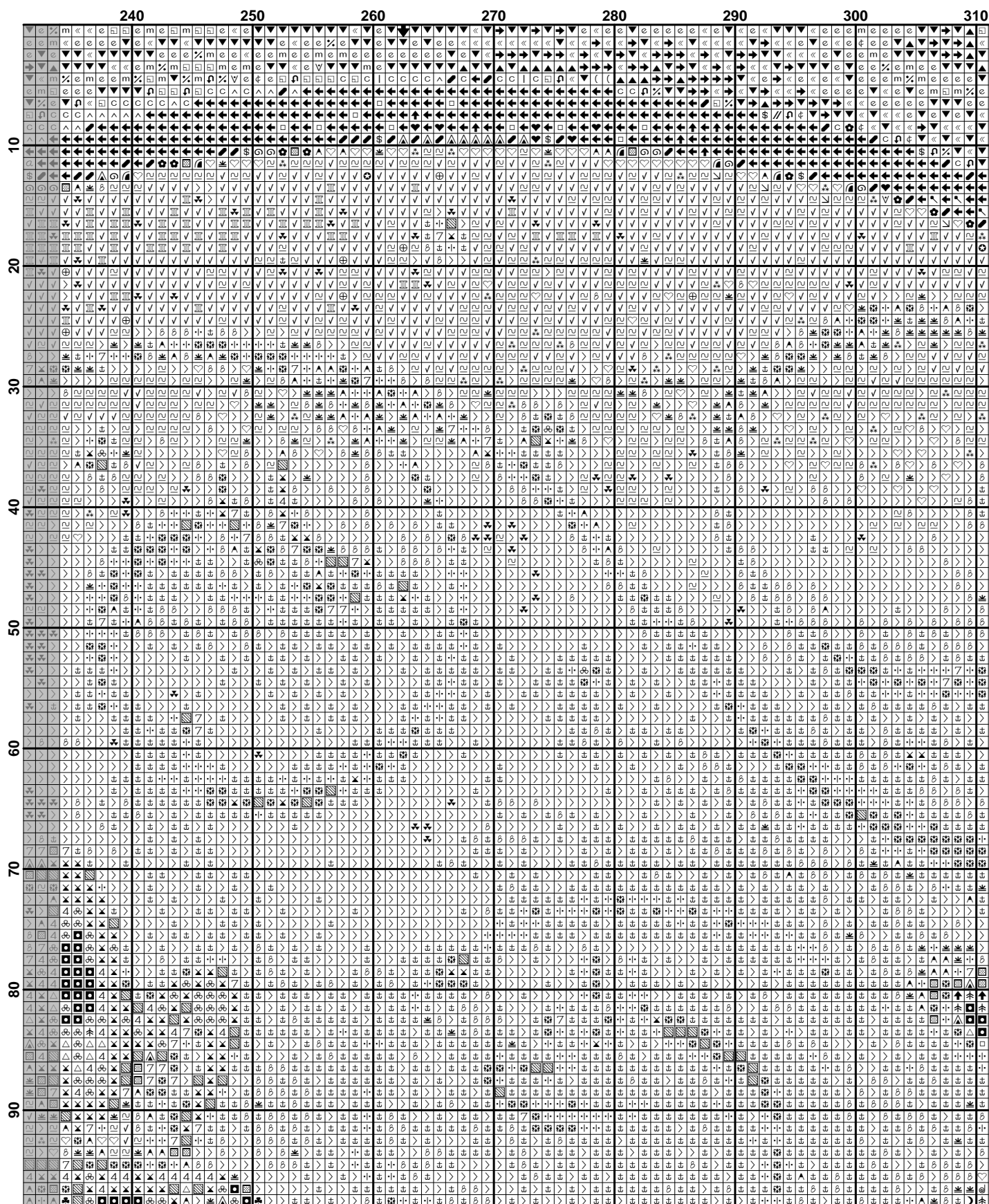
Symbol	Strands	Type	Number	Color
 c	2	DMC	3778	Terra Cotta-LT
 s	2	DMC	3787	Brown Gray-DK
 ∟	2	DMC	3799	Pewter Gray-VYDK
 ʁ	2	DMC	3822	Straw-LT
 a	2	DMC	3827	Golden Brown-Pale
 e	2	DMC	3830	Terra Cotta-MD
 ∙∟	2	DMC	3838	Lavender Blue-DK
 x	2	DMC	3840	Lavender Blue-LT
 0	2	DMC	3854	Autumn Gold-MD
 ←	2	DMC	3856	Mahogany-ULVYLT
 ▲	2	DMC	3857	Rosewood-DK
 ▼	2	DMC	3858	Rosewood-MD
 ∨	2	DMC	3860	Cocoa
 ʁ	2	DMC	3863	Mocha Beige-MD






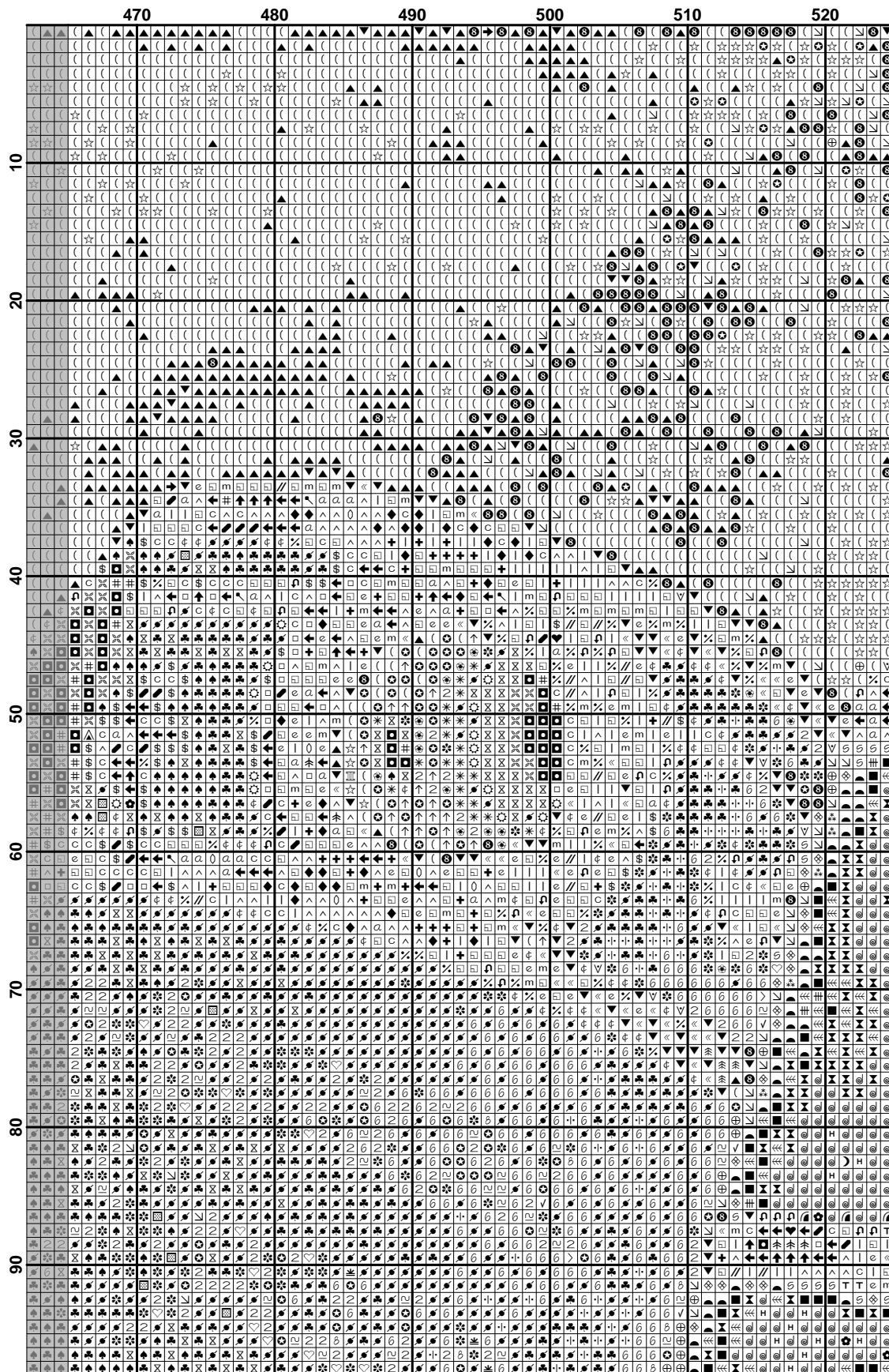





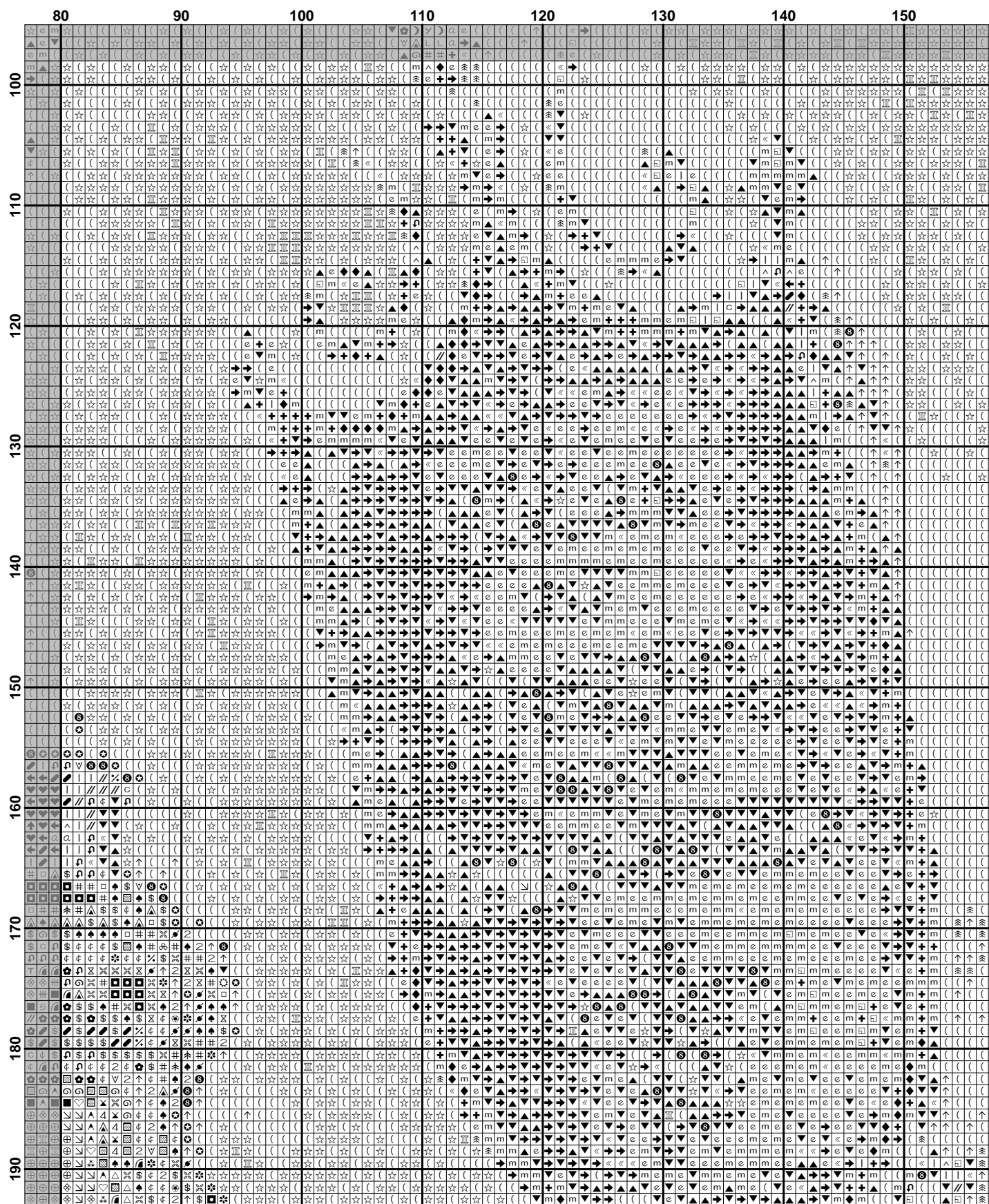


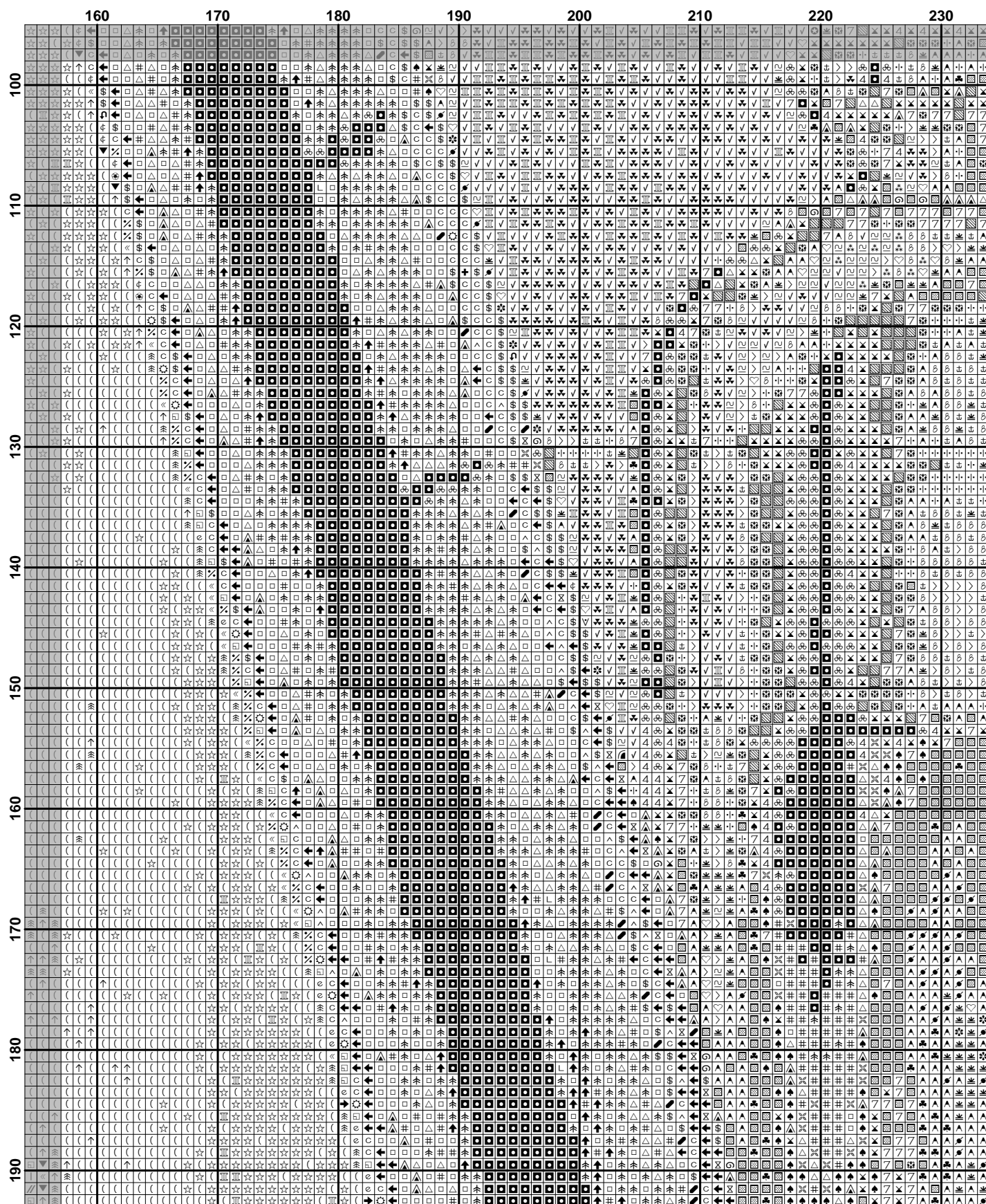







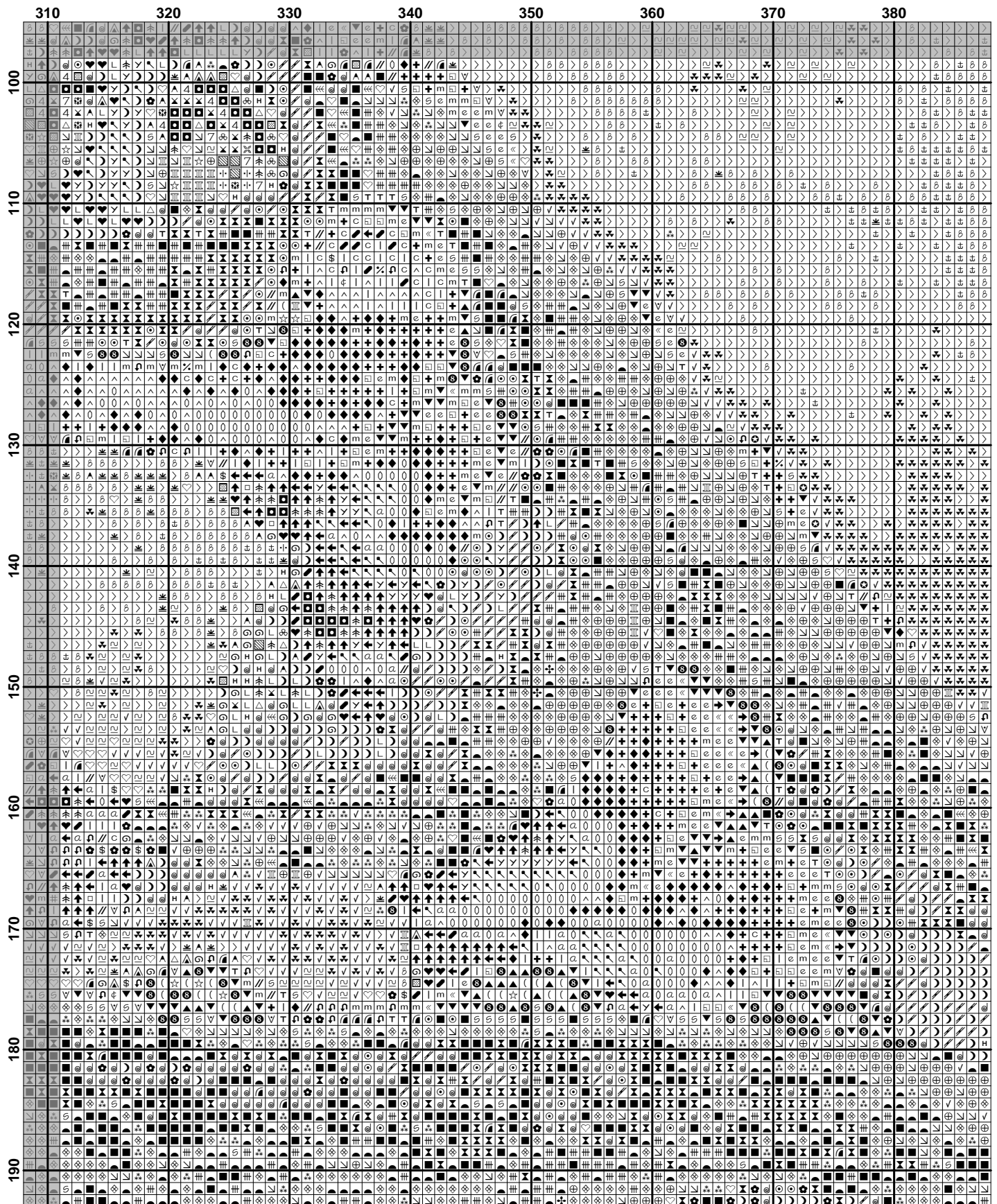














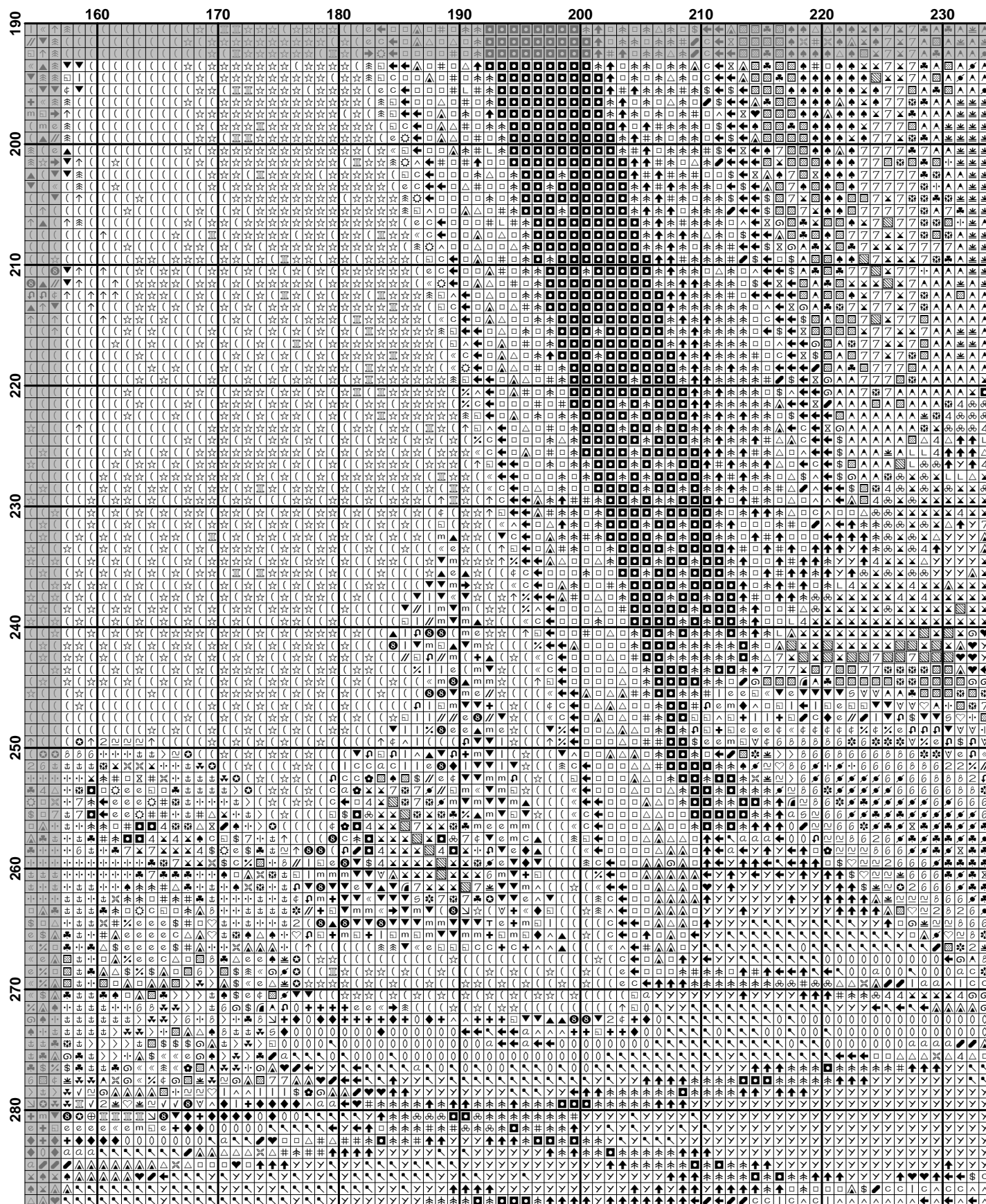





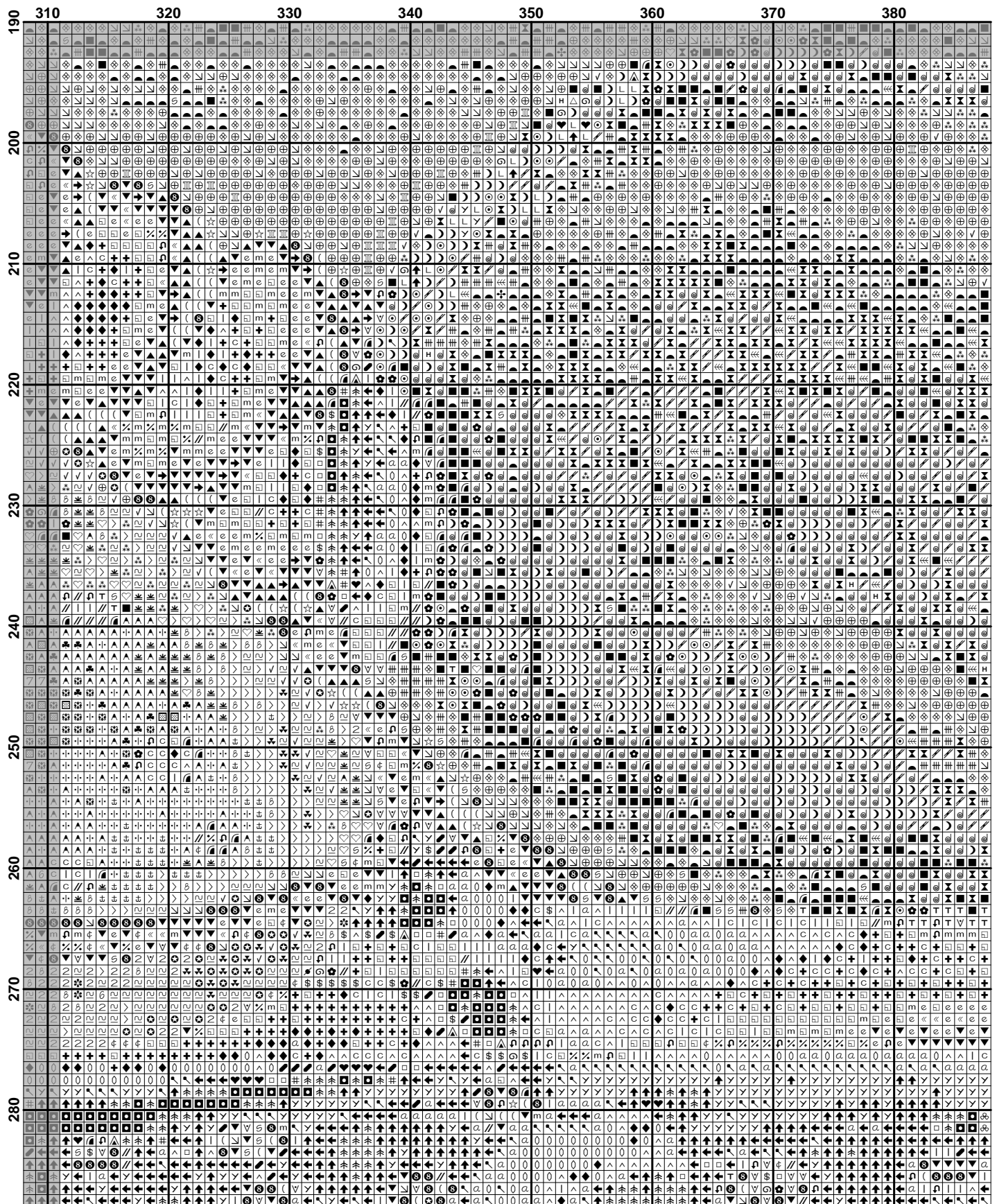




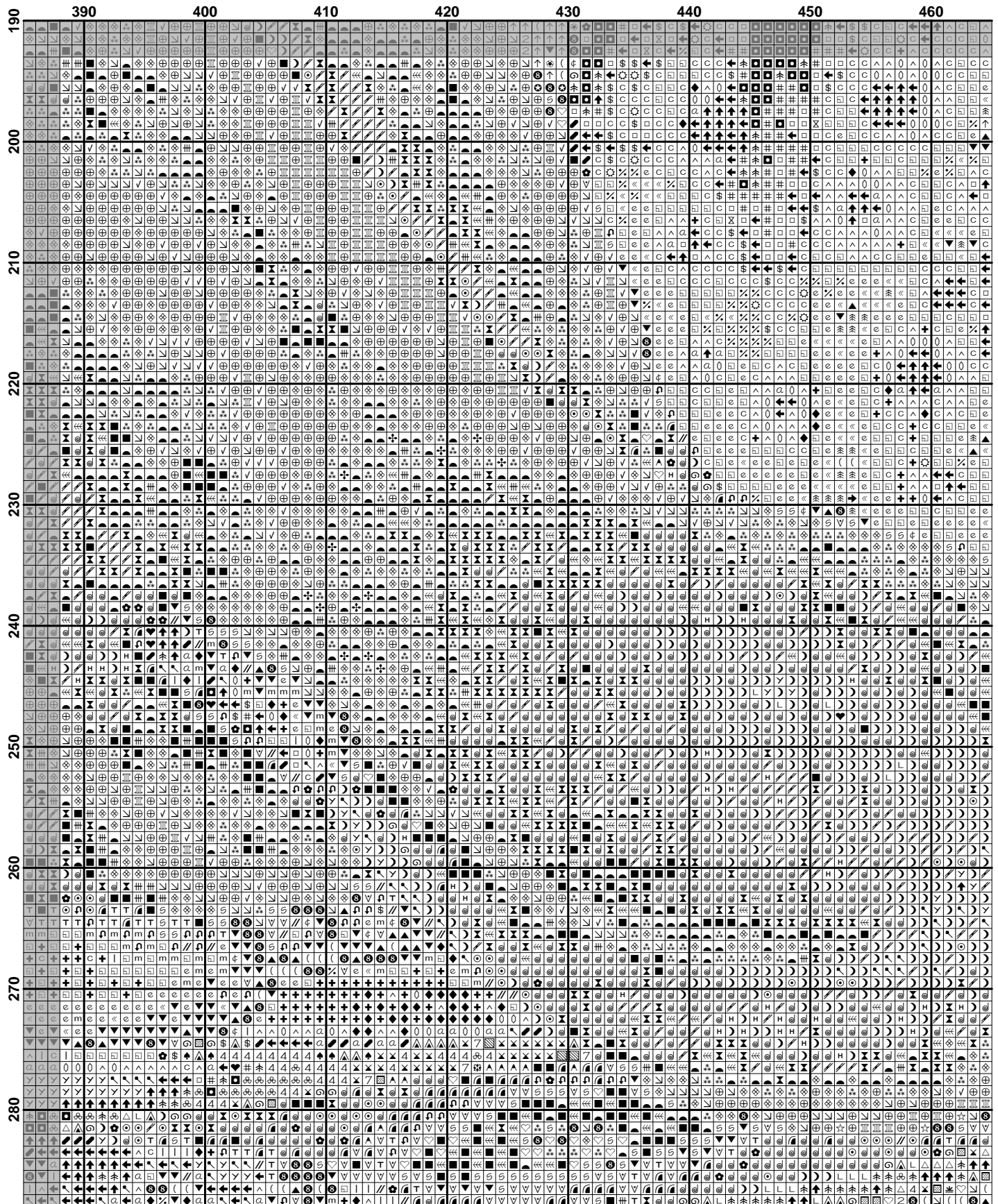





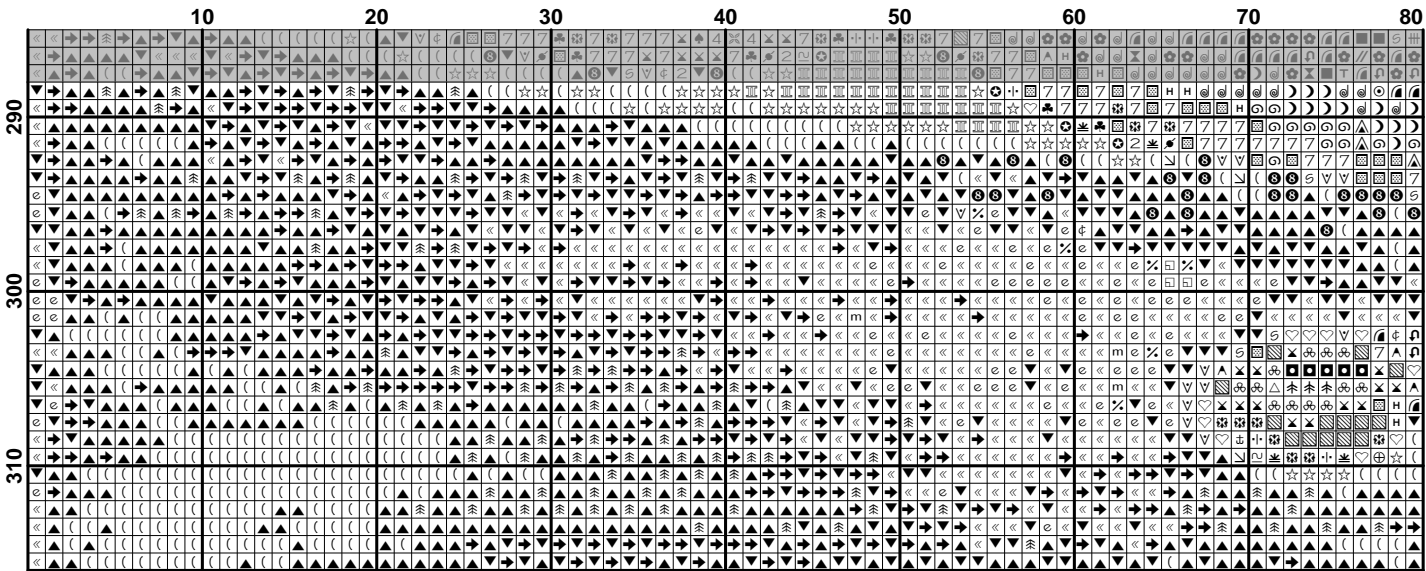


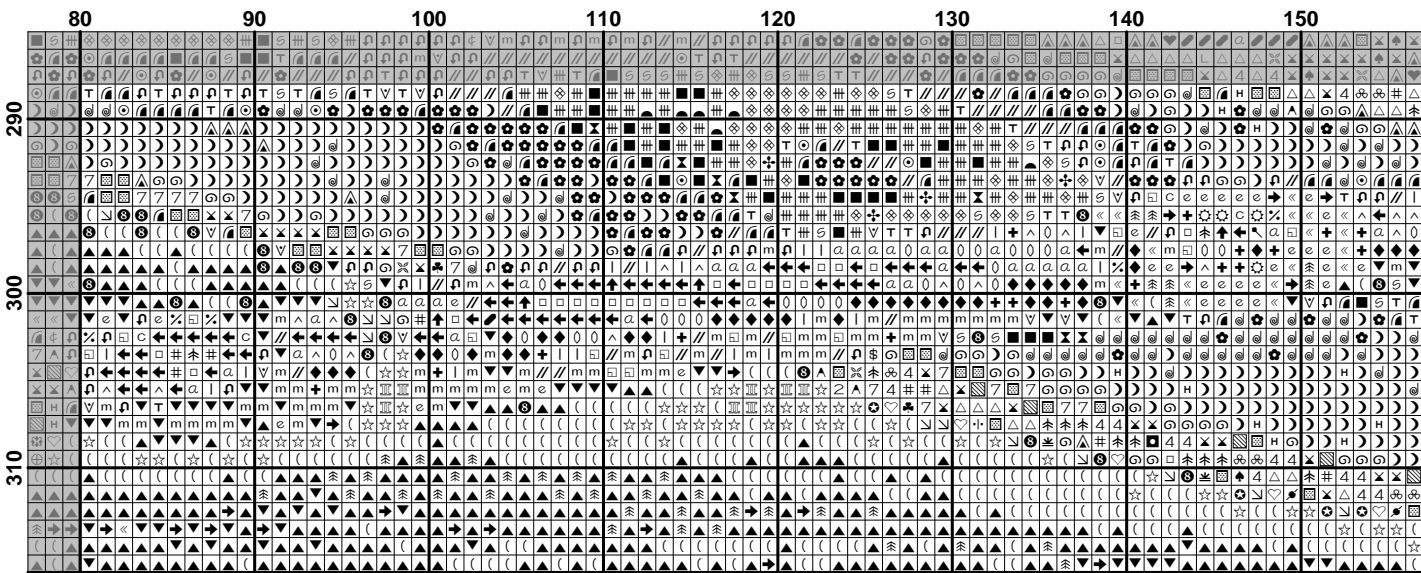












	160								170								180								190								200								210								220								230																																							
290																																																																																																
300																																																																																																
310																																																																																																





[illegible]



[illegible]